

PRESIDENT: Jack Johns (319) 366-4541
 VICE PRES: Wayne Betts (319) 377-2493
 TREASURER: Bruce Winter (319) 393-0610
 SECRETARY: Bob Wahlstrom (319) 393-6042
 EDITOR: Gary Bishop (319) 377-9574
 LIBRARIAN: Jim Green (319) 377-4073



CEDAR RAPIDS/MARION

NEXT MEETING: 6:30 PM MAR. 10, 1992

WEST MUSIC, COLLINS ROAD SQUARE

CONTENTS:

	Page
Eastern Iowa computer fiare announcement	2
System search program, Ed hall	3
IBM/TI connection, Ken Burchett	4

MINUTES OF THE FEBRUARY MEETING

Again we had a good turn out for our February the 11th meeting, with 10 members in attendance. The treasurers' report was approved as read, and the minutes for January were approved, as printed, in the last newsletter.

OLD BUSINESS: 1. Jim Green had newsletters available to take home and read. 2. A sign up sheet for manning our table at the upcoming computer fair, March 7, was passed around. We also discussed what we were going to demo at the fair. 3. Gary can always use input for the newsletter. 4. We have not been contacted yet by the CONNI BBS. 5. Sister Pat fell on the ice and broke her wrist. 6. Jim Green and Bruce Winter volunteered to help with the newsletter mailing. 7. Comments were made on how people with TI problems might be helped (page 4 of last newsletter). 8. We had a discussion on where our club and computer usage is heading. Our future goals were also discussed. 9. Our librarian now has enough disk boxes for his disk storage needs.

NEW BUSINESS: 1. Our subscription to Micropendium will expire in March. It was voted on and passed that we renew our subscription. 2. Make sure you make it to the computer fair for the time you signed up for. 3. Our election for club officers will be held in April.

PROGRAM: Bob Heiderstadt had the evening program. He wasn't quite ready to give a program on the new version of Funnelweb, so this will be on hold for a later meeting. Bob gave a very informative program on his methods of printing pictures, and text, in his genealogy books he has been working on.
 Submitted by Bob Wahlstrom, Secretary

Eastern Iowa Computer Fair General Information Sheet

IBEW Hall
1211 Wiley Blvd SW
Cedar Rapids, Iowa
Saturday March 7, 1992 8:00 AM - 6:00 PM

Pre-Show Set-up Times

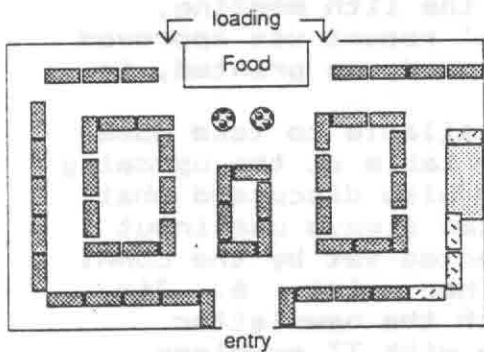
Friday March 6 7:00 PM - 9:00 PM

Saturday March 7 6:30 AM - 8:00 AM

Set-up should be complete by 7:45 AM Saturday
We expect exhibits to operate till at least 5PM.

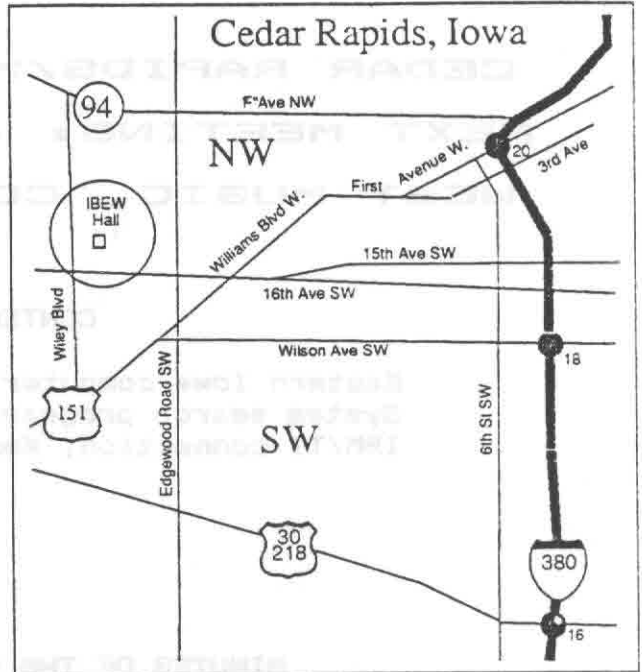
If you have questions, please call club president Linda Bloedel at (319) 366-2347 (evenings) or Leland Hosford at (319)365-9627 (voice) or (319) 363-1854 (FAX).

By Mail:
Commo-Hawk Commodore Users Group
Attn: Computer Fair Committee
PO Box 2724
Cedar Rapids, Iowa 52406-2724



The IBEW hall is 100' by 60'. Tables are 96" by 30" and will be arranged similarly to what is shown at the left.

- Commo-Hawk table
- Platform
- Food table



Come to the ...
Commo-Hawk Users Group
Eastern Iowa Computer Fair

About the Cedar Rapids Area

The Cedar Rapids/Iowa City/Waterloo metropolitan areas are joined by I-380 and have a combined population of over 300,000. Cedar Rapids is home to three colleges, Waterloo/Cedar Falls is home to the University of Northern Iowa, and the University of Iowa is located in Iowa City. Cedar Rapids is less than 300 miles from Chicago, St. Louis, and Minneapolis. The IBEW Hall is clean, spacious, and well lit, with plenty of free parking. Loading and unloading is also easy. Food will be available at the fair, and hotels and restaurants are located nearby.

The Commo-Hawk Users Group

The Commo-Hawk Users Group is a non-profit organization chartered in the State of Iowa. The primary purpose of the organization is to assist computer owners in utilizing their computers to their fullest extent. We offer instruction and support to everyone from the newest computer owner to the most experienced members. Membership is nearly 150 families. The group sponsors regular monthly meetings, in addition to smaller special interest group meetings. We have a number of club members hard at work to make the Eastern Iowa Computer Fair a real success.

Reprinted from the MANNERS club via the West Penn 99'ers.

SYSTEM SEARCH PROGRAM (XB) by Ed Hall

What was the name of that program? Seems like it had SEARCH in the name, but that wasn't the whole name. Well, lets see.... FIND would work if I knew the whole name, and which hard drive or floppy I wanted to search. Maybe if I had that SYSTEM SEARCH program I wrote.... THAT'S IT!

And here it is so others can use it too. This program is for those who have multiple subdirectories and drives. It is set up to search for partial names so you can find all occurrences of substrings within filenames.

In order to "customize" it for your system, set up the first data line so it contains the basic drives of your system. In the listing I show floppies 1 through 4 and RAMDISK 5 as well as hard drives 1 and 2. If one of these drives is empty the error routine will skip it, however this will be slow. Alternately a disk can be put in the drive. Once running all subdirectories are picked up and placed in the array so each will be checked. The subdirectories are checked by level. This may seem strange at first since the first level of each drive is checked before the second level is started, which causes the program to skip back and forth between the hard drives. [Ed note: Insure disks are in all drives or program will terminate on empty drive.]

When the program is run it prompts for a search string. All filenames available to the system are searched for an occurrence of the search string within them. If a match is found, the path and filename information is displayed on the screen.

PROGRAM LISTING

```
100 DIM DEVICE$(200):: A,B=0
110 INPUT "SEARCH STRING? ":
SR$
120 A=A+1 :: READ DEVICE$(A)
:: IF DEVICE$(A)<>"END" THEN
120
130 ON ERROR 130
140 B=B+1 :: IF DEVICE$(B)="
END" THEN 230
150 OPEN #1:DEVICE$(B),INTER
NAL,INPUT ,FIXED
160 INPUT #1:B$,D,E,F
170 INPUT #1:B$,D,E,F
180 IF B$="" THEN 220
190 IF ABS(D)=6 THEN GOSUB 2
60
```

```
200 IF POS(B$,SR$,1)>0 THEN
PRINT DEVICE$(B);:: IF ABS(D
)=6 THEN PRINT TAB(25);"D" E
LSE PRINT " "
210 GOTO 170
220 CLOSE #1 :: GOTO 130
230 END
240 DATA DSK1.,DSK2.,DSK3.,D
SK4.,DSK5.,WDS1.,WDS2.
250 DATA END
260 DEVICE$(A+1)=DEVICE$(A)
270 DEVICE$(A)=DEVICE$(B)&B$
&". "
280 A=A+1
290 RETURN
```

IBM, TI— Get the Connection

The author had an IBM PC at work and a Texas Instruments 99/4A at home. Naturally, he wanted to transfer files from the smaller 99/4A to the faster PC. This article describes the hardware and software modifications needed to make the IBM-TI connection.

By Kenneth Burchett

With today's vast computer market, it's not unusual for someone to have one kind of computer at home and a different one at work. Having a TI 99/4A of my own and an IBM PC at work soon made me want to adapt programs from the smaller unit to the faster machine. Texas Instrument's decision to drop the TI 99/4A and IBM's announcement of the PCjr was an added incentive to find a simple file-transfer method for these two popular brands.

Making the Connection

First, you have to connect the asynchronous communications support adapter on the IBM PC to the RS-232C interface card on the TI 99/4A. You can use a direct cable or a telephone coupler (modem). If you use a cable, you can buy one or make one from bell wire and two DB-25 connectors—one male and one female.

The required pin connections are shown in Fig. 1. Note that pins 4 and 5 on the IBM PC side are wired together to automatically turn on the clear-to-send input line. This cable hookup successfully moves files from TI 99/4A cassette storage to IBM PC disks and works equally well in disk-to-disk transfers.

The file transfer process is easier when you use the communications program in Listing 1. Prepare a disk containing DOS, BasicA, PCTICOM and the following AUTOEXEC.BAT file: BasicA PCTICOM.BAS/C:16000. A 16Kb buffer for receiving data is set aside to eliminate any possibility of a communication buffer overflow. The size allocated may vary with the system; however, it needn't be larger than the memory of the TI 99/4A to do the job. The maximum allowable is 32767 bytes.

One final note—some Basic program lines may be divided in the process of being translated, resulting in a Direct Statement in File error message when you try to run them. Therefore, it's useful to include a copy of the ED-LIN editor provided with MS DOS on the utility disk. I find that, with just a few changes, most programs written on the TI 99/4A can be converted to


```

100 CLS:LOCATE 4,12
110 PRINT "=====PCTICOM=====
120 LOCATE 5,12:L=1
130 PRINT "Program to transmit text files from a TI99/4A to an IBM-PC."
140 PRINT TAB(12) "File to be transferred must be in TI99/4A memory."
150 LOCATE 7,12
160 PRINT "Use CTRL BREAK to interrupt PC processor, CONT to continue."
170 PRINT TAB(12) "Use direct GOTO 100 to start over after CTRL BREAK."
180 'By K. Burchett, January 1981. Ref: J.G. Schmidt, Microcomputing,
190 'November 1983; IBM Basic Manual, 1982; TI RS232 Reference, 1982
200 KEY OFF:CLOSE:LOCATE 9,12:ON ERROR GOTO 500
210 PRINT "=====
220 LOCATE 12,28:PRINT "      1. Transfer File"
230 LOCATE 14,28:PRINT "      2. Return to BASIC(A)"
240 LOCATE 16,28:PRINT "      3. Return to DOS"
250 LOCATE 19,14:INPUT "      Enter choice: ";C
260 LOCATE 20,1:CLS:ON C GOTO 280,540,560:GOTO 100
270 '
280 '      =====Process File=====
290 INPUT "Print transferred file on the screen (y or n)";P$:PRINT
300 INPUT "Print transferred file on a printer (y or n)";H$:PRINT
310 IF H$<>"y" AND H$<>"Y" THEN 340
320 INPUT "Number of lines per page (continuous=0)";L:P=1:PRINT
330 INPUT "Number of characters wide (maximum=255, TI=28)";WI:PRINT
340 INPUT "Save transferred file on diskette (y or n)";S$:PRINT
350 IF S$<>"y" AND S$<>"Y" THEN 380
360 PRINT "Enter filename for file to be received. Add .BAS suffix if"
370 INPUT "file is BASIC program: ";FILE$:OPEN FILE$ FOR OUTPUT AS #2
380 WIDTH "lpt1:",WI: OPEN "COM1:300,0,7,,CS,DS,RS" AS #1:CLS
390 IF P=1 THEN PRINT "Ready Printer"
400 PRINT "Enter LIST RS232/1(in quotes) at TI99/4A.":PRINT
410 LINE INPUT #1,A$: IF LEFT$(A$,1)=CHR$(10) THEN A$=MID$(A$,2)
420 IF P$="y" OR P$="Y" THEN PRINT A$
430 IF P=1 THEN 440 ELSE 460
440 LPRINT A$:CTRH=CTRH+INT((LEN(A$)/WI))+1:IF CTRH<L OR L=0 THEN 460
450 PRINT:INPUT "Page change. Press ENTER to continue.":K$:CTRH=0
460 IF S$="y" OR S$="Y" THEN PRINT #2,A$
470 FOR T=1 TO 3000:IF LOC(1)>1 THEN 410
480 NEXT T:PRINT:PRINT "*****Transfer Completed*****"
490 CLOSE:FOR I=1 TO 5000: NEXT I:CTRH=0:CLS:GOTO 100
500 IF ERR=69 THEN PRINT "***Overflow***:RESUME
510 IF ERR=25 OR ERR=27 THEN 520 ELSE 530
520 INPUT "Device Error. Check Printer. ENTER to continue.":K$:RESUME
530 ON ERROR GOTO 0
540 CLS:PRINT "End of session. BASIC(A) resumed.":WIDTH "lpt1:",255
550 END:' =====
560 SYSTEM

```

Listing 1. PCTICOM file transfer program.

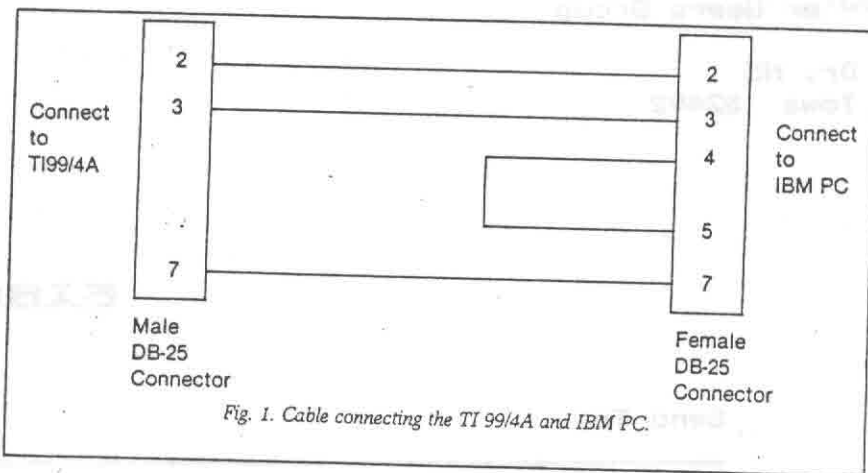


Fig. 1. Cable connecting the TI 99/4A and IBM PC.

run on the IBM PC. In order to be transferable, files must be ASCII text files. Default storage for TI files is Display (the equivalent of ASCII code).

The PCTICOM program has all the necessary features of the asynchronous communications support program (ACSP) to control data transmission, with the added convenience of being able to control the print setup,

and without the comparatively long initialization time required by the ACSP. By configuring the IBM PC to the communication defaults of the TI 99/4A and using the TI's simple List "RS232" command, you can accomplish the whole transfer process very quickly. ■

Address correspondence to Kenneth E. Burchett, SR 2, Box 4040, Branson, MO 65616.

NEXT REGULAR MEETING: TUESDAY

MARCH 10, 1992 6:30 PM

**WEST MUSIC COMPANY
COLLINS RD. SQUARE, MARION
NORTH OF LINDALE MALL**

Cedar Valley 99'er Users Group
c/o Jim Green
377 Cambridge Dr. NE
Cedar Rapids, Iowa 52402

FIRST CLASS

Send To:

**GARY BISHOP
124-222
3270 28TH AVE
MARION, IA 52302**

3219