

WHAT'S NEW FOR THE TI99/4A
by Frank Billeri

REGENA ON ADVANCED BASIC. This great gal has created a Diskazine package of Myarc advanced Basic techniques, tutorials, and programs. Cost is \$6.00 and issued and you can order as many as you like. Regena, 918 Cedar Knolls West, Cedar City, UTAH 84720.

G.I.F. This new software package was authored by Barry Boone and is a viewing utility program for the TI99/4A. This software will allow G.I.F. pictures to be imported on a minimally expanded system. Cost is \$15.00 plus \$2. Extended Basic and Assembly programs. Cost \$49.95 plus \$5 shipping from Barry Boone, P.O. Box 1233, Sand Spring, OK 74063.

SPELL CHECKER. Rumor has it that Asgard is working on a new spell checking program that is compatible with TI-writer type files. More info when it arrives.

HFDC SALE. Disk Only Software is advertising the MYARC Hard/Floppy Controller Card for only \$179. Send check or money order to: Disk Only Software, 1041 Carnation Drive, Rockville, MD 20850

CORCOMP SOLD has been sold to a company called International Diversified Technologies. I am told that they will continue to manufacture and repair CorComp products. They can be reached at (714) 635-1815 or drop them a line. International Diversified Technologies, 2211 E. Winston Road, Suite G, Anaheim, CA 92808.

HORIZON RAM DISK. If you are running ROS 8.12 and experiencing problems when powering down and back up again you have a bad ROS. The new 8.14 version should correct your problems.

TI PUBLICATION. Vulcan's Computer Buyers Guide is a new Computer Shopper type magazine that is having a TI monthly column. Cost of this publication is \$12 for 12 issues. 1-800-824-0676

Ken Gilliland has released two disks of TI-ARTIST_P files of beer labels. The disks are released as Fairware and have been seen on GENIE BBS. Ken Gilliland, 7647 McGroarty St., Tujunga, CA 91042

RS232 HELP. A club 99 member picked up a Hewlet Packard Think Jet printer to use with his TI99/4A and is not able to obtain a cable that works. Please send any information to the club address or call me at 508-699-3052. Club 99, 34 Forest Street, Attleboro, MA 02703

~~~~~  
COMPUTER DOCTOR  
-----

TI 99/4A REPAIRS. Repairs done at reasonable rates. Firm prices will be given before any work is done and everything is guaranteed. Contact Frank Billeri 515 Newport Avenue, So. Attleboro, MA 02703 or call 508-761-7245 evenings.  
~~~~~

CLUB 99 BOARD OF DIRECTORS ELECT

PRESIDENT - JOE COSTA III (508) 336-9023
VICE PRES - KEN TAIT (508) 761-5648
SECRETARY - CAROL KELLY (401) 333-0639
TREASURER - BOB LEE (508) 222-4682

APPOINTED OFFICERS

LIBRARIANS: - CALVIN TAFT (DISK & CASSETTS)
- DAN CARMICHAEL (DOCUMENTATION)
HARDWARE - OPEN
NEWSLETTER EDITOR - OPEN

NOTICE:
ARTICLES AND OTHER MATERIALS APPEARING IN CLUB 99 MAY BE USED BY ANY TI USER
GROUP WITHOUT WRITTEN CONSENT FROM CLUB 99.

* * * * * C L U B 99 news * * C L U B 99 news * * * * *

MEETING DATES

<u>DATE</u>	<u>PLACE</u>
June 25, 1990	All meetings at the Attleboro Public Library
July 30, 1990	
Aug 27, 1990	
Sept 24, 1990	

>>>>>>>>> NOTE: MEETINGS WILL START AT 6:30 P.M. <<<<<<<<<<<

RENEWAL TIME. This is the time of the year that renewals are due. For a mere \$15 you can join a group of people who are interested in keeping the TI99/4A alive. Learn new things, receive a monthly newsletter, get help with computer problems with software and hardware. See demonstrations and much more. REMEMBER the annual fee is for your entire family. Invite a guest to the meeting FREE.


SALE

MONOCHROME MONITOR	\$ 25	Moon Vision tape	\$ 2.50
EXTENDED BASIC	\$ 25	Transformer	\$ 5.00
MYARC 256K CARD	\$129.00	R F MODULATOR	\$ 10.00
TI Joy Sticks	\$6.00	Monitor Cables	\$ 9.00
RS232 'Y' cable	\$8.00	Joy Stick Adapter	\$ 6.00

I.B.M. COMPATABLE SANYO PORTABLE COMPUTER (NEW)
2 5.25" FLOPPY DRIVES
1 WORD PROCESSING PROGRAM
1 MS DOS OPERATING SYSTEM
1 COLOR MONITOR ONLY \$ 450.00
1 256K MEMORY EXPANDABLE TO 640K

Contact: Frank Billeri
515 Newport Ave.
So Attleboro, MA 02703 (508) 761-7245

DESK TOP PUBLISHING
ON YOUR OWN - PART II



As promised, this is part two of a series of articles on DESK TOP PUBLISHING you can do using programs you already own (or should own).

The following programs were used to create the professional looking evaluation form (see sample) I use for my class: TI-ARTIST, Rodger Merritt's PICTURE IT, and TI-WRITER.

After deciding on the general layout, appropriate graphic, and font style(s), I created Instances using the TI-ARTIST ENHANCEMENT Option.

The first Instance file created was (see samples of all actual Instances) "LFTMDTRM_I;" the second was "RTMDTRM_I." Both Instances covered almost 1/2 the monitor screen. They also covered an area of 28 columns in length. This is important to note. If one Instance does not equal the length of the other, they will not align when merged together later using PICTURE IT. If you think you will be doing something similar, let me know and I'll give you instructions on how to create a grid you load first, before creating your Instances. This grid makes your work much easier; Or send a disk and I'll copy the file for you.

As you can see by my samples, 8 Instances were created (a left side and a right side).

Now, why use PICTURE IT? Well, there are two important reasons,

1). It will merge two Instances into one file in TI-WRITER format, and 2). the merged Instances will now print almost the entire width of your paper. Do you know of another program that can do that!?

Don't expect to perfectly output your creation the first time out. The tricky part (at first) is making sure your Instances align. It is very important that when you are saving your Instance that the "rubber band" covers only what you want saved, no extra spaces. Again, here is where the grid comes in handy.


Well, you now have your four newly created (merged Instances) files that are ready for output. Boot TI-WRITER formatter. Load your first file --- in my case it was "MDTRMFRM_W." Don't forget the "W" suffix. For device name, type "PIO.CR" and keep pressing the enter key until your printer starts. When done, repeat the process with the remaining merged files. NOTE: ALTHOUGH MY FILES "CLOSING_I" AND "CLOSNGRT_I" ARE CLOSE TOGETHER ON MY SAMPLE SHEET, IN FACT, THE FORMER FILE HAS SEVERAL BLANK LINES THUS CREATING SPACE BETWEEN "GENERAL ATTITUDE" AND "PARENT'S SIGNATURE" FOR MY COMMENTS.

It just occurred to me, you were thinking "How large an Instance can I save for PICTURE IT to convert?" About 3/4 of the screen. Experiment!

That's it for this month. Hope this was beneficial to you. Let me hear from you, ok?


Next month, I'll show you how to use JIFFY FLYER, PRINT IT, FONTCONVERT, and GRAPHIC-LISTER to make your own custom made full page, with attractive border, flyer and/or bulk mailer.

FILE: LFTMDTRM_I

 **TOLEDO MIDD**
SIXTH GRADE MID-QUAR
QUARTER _____
 STUDENT _____

Mr.

FILE: RTMDTRM_I

LE SCHOOL 
TER EVALUATION
 DATE _____

Luque

SAVED
INSTANCES
BEFORE
MERGED
INTO
ONE
FILE
EACH

FILE: DEARPRNT_I

Dear Parent:
 Please read and return this form. The
 If you have any comments, write them
 me a call. **THANK**

FILE: DRPRNTRT_I

circled grades are only general ratings.
 on the reverse side of this form, or give
 YOU.

FILE: SUBJECTS_I

READING
MATH
SOCIAL STUDIES
ENGLISH
SPELLING
SCIENCE HEALTH
ART
QUEST
EFFORT **EXCELLENT**

FILE: SUBJCTRT_I

A B C D F missing__ assignments
 A B C D F missing__ assignments
 A B C D F missing__ assignments
 A B C D F missing__ assignments
 A B C D F missing__ assignments
 A B C D F missing__ assignments
 A B C D F missing__ assignments
 A B C D F missing__ assignments
GOOD NEEDS IMPROVEMENT

FILE: CLOSING_I

GENERAL ATTITUDE:
PARENT'S SIGNATURE: _____

FILE: CLOSINGRT_I

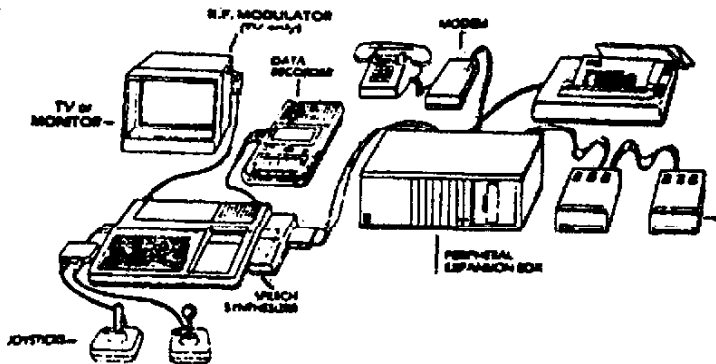
_____ **DATE** _____

**RAVE 99 CO. PRODUCT
PRELIMINARY DATA**

**Professional Expansion Chassis
MODEL PE/2**

**It's time to get organized!!
You need to PE/2 it!!!**

Does your computer area look like this?
Yes, look right to see how it could be.




The development of the original TI-99/4A computer system was an evolutionary process with "NEED" causing new accessories to be developed and designed into the existing TI-99/4A computer as best possible.

The results gave us expansion modules connected to the side of the TI-99/4A as well as the "FIRE HOSE" and the P.E. Box. This type of system, due to its many connections, has inherent reliability problems as well as consuming large amounts of space on desks and tables.

It is for these reasons we developed our own Model PE/2 EXPANSION CHASSIS for the TI-99/4A.

As a result of the very favorable response to our new EXPANSION CHASSIS at the TI FAIRE in New Jersey, we have made the decision to build ten systems which shall be available in six to eight weeks. Any paid orders taken at this time shall be guaranteed not to be more than the estimated prices of \$275 for the GENEVE MODEL and \$325 for the TI-99/4A, even if the actual units cost more. Three of the ten units were purchased at the FAIRE in NJ. Call or write if you would like to reserve one!

Now, get organized with RAVE 99's NEW PROFESSIONAL EXPANSION CHASSIS for the TI-99/4A and GENEVE computers.



Our new EXPANSION CHASSIS has modern computer styling utilizing a space-saving design. The new chassis design allows the use of existing TI-99/4A or GENEVE computers, P.E. Box cards, and disk drives into a single enclosure.

A 200 Watt Power Supply provides more than enough power for the computer, P.E. Box cards, and FIVE Disk Drives.

Access to the cartridge port is available from the right side of the chassis.

The front panel has a Power Switch, KeyLock, Reset Switch, Turbo switch, "Power" LED, "Hard Disk" LED, and "Turbo" LED.

The Expansion Chassis has 8 expansion slots for TI type P.E. Box Cards.

This Product is required for those who wish to have both functionality and a neat appearance around their computer work area.

The estimated cost of this system is \$275.00 for use with the GENEVE and \$325.00 for the TI-99/4A.

PLEASE REMEMBER THAT THESE COSTS ARE ESTIMATES!!

RAVE 99 Co.

112 Rambling Road, Vernon CT 06066
With RAVE, the Future is now!

(203) 871-7824

RAVE 99 CO. PRODUCT PRELIMINARY DATA

Professional Expansion Chassis MODEL PE/2

TWO VERSIONS AVAILABLE

The PE/2 Chassis is available in two versions, Model PE/2-A replaces the original TI-Expansion Box, while the Model PE/2-B provides additional space/modifications to allow the TI-99/4A motherboard to be removed from the TI-99/4A console and installed in the PE/2 Chassis.

MODEL PE/2-A

This version of the PE/2 allows use of the Geneve computer or the TI-99/4A console. When used with the GENEVE computer, only the keyboard and monitor are outside the PE/2, see figure A.

When used with the TI-99/4A console, the original TI-Flex cable is required to connect the TI-99/4A console to the PE/2 chassis, see figure B.

MODEL PE/2-B

This version of the PE/2 provides room for the TI-99/4A motherboard and RAVE 99 Keyboard interface card to be installed into the chassis leaving only the monitor and keyboard outside the chassis, see figure A.

The cartridge port is located on the right hand side towards the rear. Four drive bays are available, the fifth is used to mount the RAVE 99 Keyboard interface card. An internal "mini-Flex-cable" is supplied to connect the TI-99/4A computer to the expansion bus. Connections for the keyboard and video are located on the back of the chassis.




FIGURE A

FEATURES COMMON TO BOTH MODELS

- o Small size, 6.5"H X 16"L X 14.5"W, Saves table space.
- o Room for 3 accessible 5 1/4" Drives (single Height)
- o Room for 1 accessible 3 1/2" Drive (used to hold keyboard interface card in model PE/2-B)
- o Room for 1 hidden 3 1/2" hard drive
- o 200 Watt power supply with four disk drive power connectors. 110/220 Volt selectable. A/C power cord included. External power plug for monitor.
- o Eight Expansion slots
- o 3 LED Lights, Keylock, Reset Switch, and Power Switch located in front.

FEATURES UNIQUE TO MODEL PE/2-B

- o Room for the TI-99/4A motherboard
- o Access to cartridge port from righthand side.
- o Room for RAVE 99 Keyboard interface card.
- o Internal "Mini-Flex-Cable"/card.
- o Keyboard and Video connectors located on back of chassis.

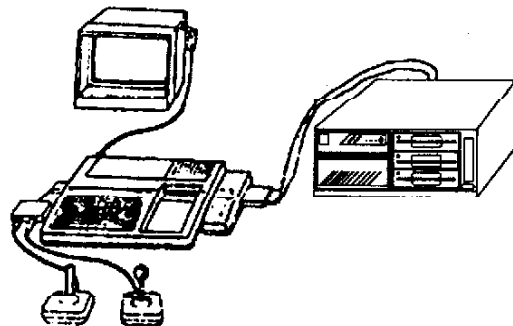



FIGURE B



SUPPORT YOUR LOCAL LIBRARY

FROM:



MAIL STOP 1-21
24 FOREST STREET
ATTLEBORO, MA
02703



TO:

N0000/90
Dallas TI Computer Club
P.O. Box 29863
Dallas, TX 75229