

# DALLAS 99 INTERFACE

Volume 13, Number 4

April, 1993

This newsletter is the official publication of the DALLAS TI HOME COMPUTER GROUP, a non-profit organization serving our members and other users of the Texas Instruments 99/4A HOME COMPUTER. For more information you are cordially invited to attend our next meeting or send a S.A.S.E. to:

DALLAS TI HOME COMPUTER GROUP  
P.O. BOX 29863  
DALLAS, TX 75229


Reprints of our articles are allowed, but must give credit to DTIHCG and be complete.

**\*\*\*NEXT MEETING\*\*\***  
Saturday, April 24, 1993  
at the Dallas INFOMART  
I-35 E at the Oak Lawn Exit



DALLAS TI HOME COMPUTER GROUP  
P.O. BOX 29863  
DALLAS, TX 75229

\*\*\*ADDRESS CORRECTION REQUESTED\*\*\*




FIRST CLASS

PHONE THE 99ER CONNECTION BBS  
24 Hours, 300/1200/2400 Baud  
(214) 233-1750



Member of the  
Computer Council of Dallas

CCD Information line (214) 234-2667



- DTIHCG'S APRIL EVENTS**
- 24 SUPER SATURDAY AT INFOMART
- Oak Lawn @ Stemmons
  - Time 9:00 am
  - Program: Funnelweb SysCon
  - 1:00 pm Min.SiG
- 30 NEWSLETTER DEADLINE  
EXECUTIVE COMMITTEE MEETING
- Time and Date to be Announced!



- DTIHCG'S MAY EVENTS**
- 1 Sidewalk Sale, Ross at Central, 5 am
- 7 NEXT-STEP
- JOJO'S On Stemmons at
  - 1415 Motor Street, 5:15 pm
- 9 Mother's Day
- 15 SUPER SATURDAY AT INFOMART
- Oak Lawn @ Stemmons
  - Time 9:00 am
  - Program: cShell99 (Windows for the TI-99/4A)
  - 1:00 pm MiniSiG
- EXECUTIVE COMMITTEE MEETING
- Time and Date to be Announced
- 28 NEXT-STEP
- JOJO'S On Stemmons at
  - 1415 Motor Street, 5:15 pm

### NEWS FROM THE 99'ER CONNECTION BBS

Message 50658 15:04:22 04/15/93  
 Re: JAMES HOYLE  
 To: ALL  
 From: MATTIE BUSH, DALLAS, TX



Our friend James has broken a lot of his ribs and is out of commission for a while. So won't all of you please send James a get well card? His spirits would be lifted greatly. His address is: RT 5, BOX 7108, Quinlan, Texas 75474. He was working in his home and fell onto the rafters. James is not one to say anything to anyone so won't you say HELLO to him and a GET WELL SOON. Thanks guys. *Mattie Bush*

1

### SHAKING THE BUSHES



HAPPY EASTER TO ALL!

Hello and welcome to the April newsletter with Shaking the Bushes. At our March meeting we had 47 present for the main meeting the program being on Genealogy with the module Beyond Word Writer with Chester Johnson and it was a very interesting program. Thank you, Chester, for doing this one for all of us. It was GREAT!!

Our April meeting will be with Dave Axberg and he will be doing the program on FUNNELWEB SYSCON, and this is the internal parts of Funnelweb. So mark those calendars for APRIL 24 at 9:00 am and come on out and see how it works. Then in the afternoon we will hold a MiniSIG with hands on.

I'm sorry for not having a longer article but this ole gal has been under the weather a bit. So I'll be seeing ALL of you at INFOMART APRIL 24 at 9:00 am in ROOM 1061. BE THERE!!!

This is Shaking the Bushes signing off until next time.

President Mattie Bush



### FUTURE PROGRAMS by Dave Axberg

This month I am just putting together a kind of potpourri of thoughts and ideas I have had over the last few weeks and sharing them with you for your review, reflection and evaluation.

For those members who have not checked in lately on the club's Bulletin Board System (BBS) the "99'er Connection"; the comments referencing, "What's new for the TI 99/4A in '93?" have generated much thought and study by yours truly.

ASGARD, TEXTAMENTS, HORIZON, OPA, RAVE 99 and others are the major providers of the hardware/software for our machine. If we are to be involved in what is going to be produced for our machine .... we need to contact them and let them know what we want and ... let them know that we are willing to buy what we ask for to increase the capabilities of our machine.

Are you looking for a used RAMdisk? or maybe a previously owned double sided, double density (DS/DD) disk controller? How about a second hand console with a TIM 80 column display modification installed? All these items are available ... we just need to find them. It is not unusual to see messages stating total systems

2

are up for sale on our BBS; however, the majority are consoles, color monitors, and PEBox's with traditional cards. We need to be on the look out for a supply of the more advanced of the previously owned components, and at reasonable prices.

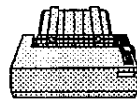
What do you think of having someone taking it upon themselves to scan the newsletters we receive from the other user groups and identify any potential equipment that may be of benefit to our users. It is a great chance for someone to get the inside information on what is going on with the other clubs and benefit the DTIHCG at the same time ... contact Mattie Bush and let her know that you are willing to be an active member of this user group!

If you would like to know more about FUNNELWEB's SYSCON program and would be willing to share what you have learned with the group in the form of an informational program ... let me know. I would be glad to provide some one-on-one tutorials for anyone interested. The program is currently scheduled for APRIL '93.

The same offer exists for the following program cShell99; this is the only "windows" application for the TI 99/4A. It is written in c99. It is currently operational with a joystick; but if I remember correctly, a new DSR has been written for the use of a serial mouse (ASGARD). Now is the time to start checking the alternative available and set it up for operation in the MAY '93 program presentation.

I have just been promised a copy of FUNNELWEB version 5.0! I am hopeful that it will continue to expand the use of the 80 column capabilities of the 9938/58 video chips. I'll let you know what I am able to uncover after I have had a chance to scan about in the program and its operations.

**BEGINNER PRINTER** by Jim Leshar  
**REDEFINE CHARACTERS**



Yet another way to get the code numbers into the program. As many of you have already thought of, we can combine some of the commands into one line. The reason we have done it this way is to make it simpler to understand. Remember this is for beginners. But let's go through some of the familiar and some of the newer things in this program.

Line 40 deletes all previous commands given to the printer like double strike, emphasized etc. Line 50 (the \* 1) prepares the printer to accept the redefined characters. Again lines 60 and 100 are the counting loops which tell the program to read 9 numbers. Line 70 prints to the screen the number of each of the 9 cycles for inputting the code, then line 90 actually loads each number into the ram of the

3

printer. And of course line 80 is where you INPUT your numbers. Now on line 110 we have combined 2 lines from the last program. The command to print the downloaded character and the character being redefined.

```
10 REM INPUT 10X (93DINPUT)
20 CALL CLEAR
30 OPEN #1:"PIO"
40 PRINT #1:CHR$(27);"@";
50 PRINT #1:CHR$(27);"*";CHR$(1);CHR$(126);CHR$(0);
60 FOR I=1 TO 09
70 PRINT I;
80 INPUT MI
90 PRINT #1:CHR$(MI);
100 NEXT I
110 PRINT #1:CHR$(27);"$";CHR$(1);"~~~~~"
```

Should you need any help call or write to:  
Jim Leshar, 722 Huntley, Dallas TX 75214. or call 214-821-9274



**MEETING JONATHAN GUIDRY** by Matie Bush

This is a story of a young man who three years ago joined our group from New Iberia, Louisiana. He is a very intelligent young man and knows computers very well. Jonathan Guidry was born on July 4, 1975, and he received his TI99/4 at the age of three. With just the console and TV this young man has come a very long way with his system. He can write programs, does some assembly language and can get into programs and see how they tick. Just this last month Jonathan went to Lafayette, Louisiana, for the COMPUTER CONCEPTS contest and he won FIRST PLACE for the New Iberia High School from which he will graduate this June. He will then go to Washington, DC, for the National competition.

Jonathan has been a member of our group for 3 years now and I had the pleasure of meeting him in person at the D/FW Airport on March 28 on his way back home from a college interview. I spent about 3 hours with him and he is a very interesting young man. I wished that I had the knowledge that he has of computers. He's a quiet young man in person, not like the young man that I encountered 3 years ago. He has matured a lot.

I know that his parents and his brothers and sisters as well are very proud of him. He said to tell all the DTIHCG'ers HELLO from him and that one day he will visit our group. He also sent his many thanks for all the help that he has received from everyone.

4

## QUICK FILE



QUICK FILE is a program written by Bill Gaskill. It is a personal filing system that allows related or unrelated information to be stored in a central location, much like putting information on 3"x 5" index cards. Some of the things you might store in QUICK FILE could be insurance policy information, tax return history, investment data, auto purchase or loan information, family birthdays and anniversaries or virtually anything else you wish to keep in one easy to find spot.

QUICK FILE can house up to 1368 characters per index, using 38 character per line by 36 line per index card metaphor. A maximum of 1352 cards may be stored per file.

Index cards are created using a text editor with many features of word processors, such as word wrap, full insert and delete capabilities as well as static column movement of the cursor from line to line within an index card. Each index card is saved using descriptions up to 34 characters long.

QUICK FILE is for the TI-99/4A HOME COMPUTER with the Extended Basic module and 32K memory, or a Myarc Geneve 9640 in the GPL mode.

QUICK FILE can be purchased from:

BILL GASKILL  
23:0 CYPRESS CT  
GRAND JUNCTION, CO 81506  
Price: \$15.00



## QUICK ACCESS by Bill Gaskill

December 1992

Have you ever wished for an easy way to keep track of all the hardware and software you've purchased for your computer over the years? Well don't despair, because you can create such a system in TI-Writer or any of its clones without much work. Then, using the Extended Basic program that follows this article, you'll be able to access the data in your inventory without ever loading it. Here's how.

Set up a table in the TI-Writer editor like the one shown below, paying VERY, VERY close attention to the column positioning of the ITEM, NUMBER, DATE, RETAIL, PAID and VENDOR fields. The numbers in the very first row of the first table shown below are included only for this illustration, as a column guide

5

during setup. You should not include them in the file that you eventually save to disk.

The underline characters after ADVENTURE HINT BOOK must be part of the file because the Extended Basic program uses them as an end-of-file marker. All entries you make in the file MUST also be in between the dashes at the top of the file and the underline characters at the end of the file just as the five records are in the illustration. In other words, the underlines must always occupy the last record in the file.

When you are done setting the file up in your TI-Writer editor, set the tabs so you'll be able to move quickly from field-to-field during data entry. Each tab would of course be set to the left-most character in the field. For example, the tab for NUMBER would be set at column 36, the tab for DATE would be set at column 45 and so on.

```
0123456789|123456789|123456789|123456789|123456789|123456789|123456789|123456789
ITEM          NUMBER  DATE  RETAIL PAID  VENDOR
-----
A-MAZE-ING          PHM 3030 06/92 19.95 4.95  TEKCOMP
ABC'S OF ASSEMBLY LANGUAGE      PHT 6044 07/84 10.95 0.00  TEKCOMP
AC CIRCUIT ANALYSIS      PHT 6044 03/92 3.95 3.95  TM DIRECT
AC CIRCUIT ANALYSIS      PHT 6044 03/92 3.95 3.95  TM DIRECT
ADVENTURE HINT BOOK          02/92      .95  .95  TEKCOMP
```

When you are done with the file setup it should look like the one shown below.

```
ITEM          NUMBER  DATE  RETAIL PAID  VENDOR
-----
```

If it does, then save the file to a disk in DSK1 using INVENTORY as the file name. Make sure to use the SF function so the tab stops are saved with the file. That way you'll still have them for the next time you enter data.

When you do begin data entry, make sure to put zeros in the RETAIL and PAID fields where you don't have a RETAIL price or an amount that you PAID for the item. If you leave any entry blank in RETAIL or PAID the Extended Basic program will error out and fail to produce the desired results.

Sorting data in your INVENTORY file will have to be done with TI-Sort or J. Peter Hoddie's Sort Experiment, or your favorite sort utility. Modifying and deleting records is of course done quickly and easily right in the TI-Writer editor.

The Extended Basic program, which I have named QuikAccess, will let you total and display the RETAIL costs and purchase (PAID) costs in the entire file. You can also selectively search for and print records from the file using Product Name (ITEM data in other words), purchase DATE or VENDOR name fields. Likewise, you may print the entire contents of the file by selecting Product Name search,

6

and then pressing <ENTER> at the "Enter data to find" prompt without typing in any data to look for.

All three search options (menu choices 3, 4 and 5) include a "Purchase total" at the end of the printout. If you don't have a printer you can erase the printer name in the Setup Printer option and QuikAccess will print everything to the screen.

Lastly, the default Esc and Page Eject codes under Set up Printer are the codes for Epson and Epson compatible printers. If they don't work for you, then simply substitute the ones that do for your brand of printer.

If you want to avoid keying in this program check with your club's librarian. I sent the actual program along with this article and the listing. If you have to key it in, omit the carets (the ^ symbols) when doing the keying. They only exist in this listing to show how many spaces exist between words.

```

1 !QuikAccess
100 IMAGE #####.##
110 CALL SCREEN(5):: FOR C=0
TO 14 :: CALL COLOR(C,16,5):
: NEXT C
120 A=2 :: LN=1 :: EC=27 ::
PE=12 :: PR$="PIO" :: CALL C
HAR(126, "FFFF")
130 ON WARNING NEXT :: ON BR
EAK NEXT :: ON ERROR 480
140 DISPLAY AT(1,10)ERASE AL
L:"QuikAccess": :RPT$("~",28
)
150 DISPLAY AT(4,1):"1 - Ret
ail price total": : "2 - Purc
hase price total"
160 DISPLAY AT(8,1):"3 - Pro
duct name search": : "4 - Pur
chase date search"
170 DISPLAY AT(12,1):"5 - Ve
ndor name search": : "Fctn 7
- Set up printer": :RPT$("~"
,28): :RPT$("~",28)
180 CALL KEY(0,K,S):: IF K=1
THEN 270 ELSE IF K=15 THEN E
ND ELSE IF K<49 OR K>53 THEN
180
190 OPEN #1:"DSK1.INVENTORY"
,INPUT, ,DISPLAY ,VARIABLE

```




7

```

200 IF PR$="" THEN 210 ELSE
OPEN #A:PR$,OUTPUT
210 ON K-48 GOTO 220,230,240
,250,260,270
220 X=52 :: Y=6 :: GOSUB 300
:: DISPLAY AT(17,1):"Total r
etail^^^^$" :: DISPLAY AT(1
7,18):USING 100:D :: CLOSE #
1 :: GOTO 470
230 X=59 :: Y=6 :: GOSUB 300
:: DISPLAY AT(17,1):"Total p
urchases $" :: DISPLAY AT(1
7,18):USING 100:D :: CLOSE #
1 :: GOTO 470
240 C$="" :: X=6 :: Y=30 ::
GOSUB 360 :: CLOSE #1 ::
GOTC 470
250 C$="" :: X=46 :: Y=5 ::
GOSUB 360 :: CLOSE #1 ::
GOTC 470
260 C$="" :: X=66 :: Y=11 ::
GOSUB 360 :: CLOSE #1 ::
GOTC 470
270 DISPLAY AT(20,1):"Esc Co
de: ";EC;"Page Eject: ";PE: :P
R$ :: ACCEPT AT(20,11)SIZE(-
2)VALIDATE(NUMERIC):EC
280 ACCEPT AT(20,26)SIZE(-2)
VALIDATE(NUMERIC):PE :: ACCE
PT AT(22,1)SIZE(-28):PR$
290 IF PR$="" THEN A=0 :: GO
TO 140 ELSE GOTO 140
300 C,D,R=0
310 LINPUT #1:A$ :: B$=SEG$(
A$,X,Y):: IF SEG$(B$,1,1)="P
" OR SEG$(B$,1,1)="-" OR SEG
$(B$,1,1)="_" THEN 330
320 C=VAL(B$) :: D=D+C :: F=R
+1 :: DISPLAY AT(22,1):"Reco
rd: ";R
330 CALL KEY(0,K,S):: IF K=1
5 THEN 350
340 IF SEG$(B$,1,1)="_" THEN
350 ELSE 310
350 RETURN

```



```

360 DISPLAY AT(22,1):"Enter
data to find:" :: ACCEPT AT(
24,1):C$ :: DISPLAY AT(17,5)
:"Press Fctn 9 to abort"
370 DISPLAY AT(22,1):"Correc
t? (Y/N)" :: CALL KEY(0,K,S)
:: IF K=89 THEN 380 ELSE IF
K=78 THEN 360 ELSE IF K=15 T
HEN 480 ELSE 370
380 GOSUB 490
390 LINPUT #1:A$ :: B$=SEG$(
A$,X,Y):: IF SEG$(A$,6,1)="_
" THEN 440
400 IF SEG$(A$,59,1)="P" OR
SEG$(A$,59,1)="-" OR SEG$(A$,
59,1)="_" THEN 430
410 IF C$=SEG$(B$,1,LEN(C$))
THEN PRINT #A:A$ :: D$=SEG$(
A$,59,6):: C=VAL(D$):: D=D+
C :: LN=LN+1
420 IF LN>58 THEN PRINT #A:C
HR$(EC)&CHR$(PE):: LN=1 :: G
OSUB 490
430 CALL KEY(0,K,S):: IF K=1
5 THEN 450
440 IF SEG$(A$,6,1)="_" THEN
450 ELSE 390
450 PRINT #A:"^^^^^Purchase
total is $";D :: IF A>0 THEN
CLOSE #A
460 RETURN
470 DISPLAY AT(24,1):" PRESS
<ENTER> TO CCNTINUE." :: CA
LL KEY(0,K,S):: IF K<>13
THEN 470 :: GOTO 140
480 RUN
490 PRINT #A:"^^^^^ITEM^^^^^
^^^^^^^^^^^^^^^^^^^^^^^^^^NUMBER
^^^DATE^^RETAIL^^PAID^^^VEND
OR
500 PRINT #A:"^^^^^-----
-----^-----
--^-----^-----^-----

```



UPDATING THE DATABASE by Charlice Althar

RENEWALS were received this month from JOHN HAMJE, LOUIS and JACKIE GJION, MARY and TOM LEARD, and CHARLICE ALTHAR. We appreciate your help!

GUESTS attending our March SUPER SATURDAY meeting at INFOMART included JAMES and ELIZABETH BRIGHT, BILL and SHIRLEY BOWLES, and LENDELL JONES of Lancaster who also visited us last month. We're glad you came, and hope to see you again soon.



OBITUARY NOTICE by Jackie Guion

Gene Carr was an active member of DTIHCG for several years and was also active in the Bicycle Club. He and his wife Lucille manned our Information Booth at INFOMART before our main meetings for a couple of years before Lucille's health deteriorated too much for them to join us. Both were always pleasant and helpful whenever possible. She passed away last year. We hadn't heard from Gene in some time and several of us had missed him.

The April 3, 1993 Dallas Morning News carried his obituary. I wasn't surprised to learn that he had started a bicycle run for the bicycle club. I was amazed to learn that he had handled it for over 15 years before letting someone else take it over. He and Lucille continued to meet the group at a rest stop to socialize after they could no longer participate.

Some of us had been impressed with his stamina, feeling that he had a great deal for an elderly man. I'd had imagined him to be in his early to mid 80's. Perhaps there really is something to be said for keeping in shape -- the obituary gave his age as 91!

NEXT STEP REPORT by Jackie Guion



Our Next Step meeting on April 2 had a few familiar faces missing. Charlice Althar was ill and missed the Next Step for the first time that I recall. Since we've been having Next Step gatherings since 1986, that's quite an attendance record. James Hoyle and his family were also missing. On the plus side, we had some folks that aren't able to join us as often as we'd like to see them. Carl and Imogene Osborn don't get many chances to attend since they spend so much time in Colorado, but were able to visit with us again. And, of course, we had most of the bunch whose presence is part of what makes the Next Step the special time it is for many of us. As usual, most of us ate dinner during the gathering.

We also missed one of our last chances to visit with Bertha Mestanza before she returns to Peru. Tom Hall and Robert Smith had agreed that she and Loan could go shopping during the Next Step. I don't know when they quit shopping since they hadn't returned to JoJo's when we left about 9:00 pm. At breakfast the next morning after we had been to the First Saturday Sidewalk Sale, Bertha told me that she had been shopping for gifts to take back to her family.

Jim Leshar really had something to show off this time. He gave a demonstration of something he had written using The Missing Link. I've heard about The Missing Link for a long time, but I don't recall anyone else in our group ever writing something that used it. Congratulations, Jim. Continue to give us this kind of surprise -- it'll help keep us on our toes! Jim also provides us with a system at each Next Step. Anyone who had ever taken their system to any gathering, especially on a regular basis, knows what a chore this can be. Thank you for all your efforts, Jim. Things like that are what really make being part of this group so nice.

Mattie showed up with a brace on one forearm and later admitted she should have been wearing one on the other arm too. She has been suffering from carpal tunnel syndrome so the doctor ordered braces for a month. Of course, this prompted a discussion of such problems. It turns out that several of us have either had similar problems or know others who have had them.


Conversation topics included what type dinner the club would like to hold this year. The debate was whether to have Chinese food or barbecue. DTIHCG has had both in the past. Come to our meetings and see what is being planned for later in the year.

We talked about what some of us are doing on computers these days. Jim Leshar demonstrated his program. Somebody asked a question about printer fonts and got answers from several others. We discussed the loss of our meeting place for the Executive Committee Meetings and how some of us had reacted to the way the manager had handled the situation.

This was one time that talk of the weather seemed really appropriate since we have had a lot of rain earlier than usual this year. We've had cold weather much later than usual too. Since several of us garden, some of us talked about how this is affecting our efforts. We even learned some of the herbs and fruit trees others are growing.

If you're wondering how some of this is computer-related, not all of it is. Does it serve a purpose? You bet it does! Since our meetings at INFOMART are more structured than the Next Step and are held in a huge building at a time when about 3,000 other people are also attending meetings in the same building, it's hard to keep up with things others in the group are doing.

Why is keeping up with what others are doing important to DTIHCG? DTIHCG is not just a user group; it's much more than that. For many of us, it's been a support group in times of personal problems as well as for computer problems. Like many other things in life, you get out of it what you put into it. The more you know about the people in the group, the easier it is to ask for help when you need it. Just ask some of our members what some of these friendships have meant to them. And the best thing about it all is that anyone wishing to attend is invited to do so each month. If you'd like to join us, come to JoJo's between 5:00 and 8:30 pm the Friday night 13 days after any CCD Super Saturday at INFOMART. We'll all enjoy seeing you.



### The PUG PERIPHERAL, April 1993

An excerpt from Gary Taylor's TI NEWS column

I have been reading articles in Micropendium about connecting 3 1/2 inch disk drives to our computer. The discussion has revolved around the addressing of the drives because these new drives have switches that only allow two settings. This implies that they can only be used as DSK1 or DSK2. The latest article, however, explains how to modify a cable or an adapter plate to get DSK3 and DSK4.

The solution is much simpler than this. When TI developed a disk system for home use they did not envision the home computer user to be technically qualified to be setting jumpers for setting addresses. The TI Disk Memory System Model No. PHP1240 (the TI disk controller) came packed with two cables and an adapter board in addition to the controller card and the Disk Manager Module. One cable was for internal drives and a "special" cable was for external drives. The "special" cable had female connectors at both ends. One end of the cable was attached to the connector tab that extends from the back of the peripheral system. The adapter board (part number 1040362-1) was attached to the other end.

Each external drive had an attached cable with two connectors, one at the end of the cable and one near the middle of the cable. The end of the disk drive cable was attached to the adapter board on the controller's cable. If a second external drive was to be connected, a second adapter board was inserted into the connector in the middle of the first disk drive's cable. NO ADDRESSES WERE SET, ALL DRIVES WERE SET TO DSK1. But because of the placements of the adapter boards they responded as DSK1, DSK2, and DSK3.


When I replaced my SSSD external drive with two 720k 3 1/2 floppies four years ago, I used the same cable from the external SSSD drive. I just squeezed on another connector about 2 inches from the original and set the switch to DSK2 on

the second external drive. When I reconnected the cable to the "special" cable that had the adapter board inserted, the drives came up as DSK2 and DSK3.

When I purchased my HFDC and placed two DSDD 1/2 height drives in the expansion box they became DSK1 and DSK2. I placed the internal drive connector in the middle of the cable and terminated the cable with a female connector that extends from the back of the peripheral expansion box about three inches. I then placed the old "special" cable into this female connector with another adapter board and the drives were immediately accessed as DSK3 and DSK4. With this setup I can remove the external drives at any time and connect them to a TI disk controller as DSK2 and DSK3. TI had a solution before there was a problem.

-----  
 Gary Taylor is the durable president of the Pittsburgh TI User's Group and a former very active member of the Dallas TI Home Computer Group. *Louis Guion*

# WANTED: EDITOR



This Newsletter will reward  
 you for your efforts.  
 Contact Mattie Bush to Apply!

## OFFICERS FOR 1993

PRESIDENT	MATTIE BUSH	214-637-4937
VICE-PRESIDENT	DAN LOWE	214-276-0240
TREASURER	Vacant	
SECRETARY	CHARLICE ALTHAR	214-337-4840
MEMBER-AT-LARGE	WILLIE GUPTON	214-375-9575

## CHAIRPERSONS FOR 1993

PROGRAM CHAIRMAN	DAVID AXBERG	214-416-3769
MINI-SIG CHAIRMAN	Vacant	
NEWSLETTER EDITOR	Vacant	
MEMBERSHIP CHAIRMAN	MARY LEARD	214-524-8057
CCD REPRESENTATIVES	JACKIE & LOUIS GUION	214-239-6329
MERCHANDISE/HARDWARE	MARY LEARD	214-524-8057
BBS SYSOPS	LOUIS & JACKIE GUION	214-239-6329
DISKETTE SALES	GUY HUNTER	214-375-5424
D-O-M CHAIRMAN	RIE & NICOLE DOWLING	817-467-0369
HISTORIAN	DAN LOWE	214-276-0240
LOBBY KIOSK	CHARLICE ALTHAR	214-337-4340
NEXT STEP CHAIRMAN	DAN LOWE	214-276-0240

## LIBRARIANS

CART/TAPE LIBRARIAN	JOHN DIPRIMA (after 5 pm)	214-293-1410
SOFTWARE LIBRARIAN	JOHN DIPRIMA (after 5 pm)	214-293-1410
VIDEO LIBRARIAN	ROBERT SMITH	903-693-5568
ADVENTURE LIBRARIAN	CHARLES BROCK	214-276-3322

These people are DTIHCG officers and chairpersons. They help themselves and you, by giving much of their time in working to make this a better club for all of us. They attend the Executive Committee Meeting held the Saturday afternoon following the INFOMART meeting. Any interested member is invited to join us for the next Chairperson's portion of the meeting.

If you'd like to become more involved in helping the group, please let our DTIHCG President, Mattie Bush, know what you'd like to do.

Please take the time to thank these people individually for their efforts. It makes their job easier.