

# MAD HUG

MINNESOTA AND DAKOTA  
HOME USER GROUP  
GRAND FORKS, ND

MEETINGS  
AT THE G.F.  
PUBLIC  
LIBRARY

## AUG. 1987

### MINUTES, JULY 14, 1987

Meeting was called to order at 7:00 pm by President Ken Johnson. Attendance: 11 members and 1 guest. Minutes of June 9 were approved without additions or corrections.

President announced that the videotape of the 1986 TI CHICAGO FAIRE had arrived. His plan is to play it at the next SIG meeting on July 28.

President would like to arrange a trip to the 1987 TI CHICAGO FAIRE for a contingent of MAD HUGgers. The FAIRE will be on Saturday, Nov. 7, 1987, from 9 am to 6 pm in the College Center Building at Triton College in River Grove, Illinois. The Wisconsin Council of TI-99/4A Users will sponsor a TI FAIRE on Sunday, Nov. 8, 1987, in Milwaukee, Wisconsin. Anyone who would like to attend these FAIRES should talk to our President.

Rick Alston made his monthly plea for more original articles for the Newsletter. Following discussion, it was decided that written reviews of the various programs on disks in our library would be a good source for such articles--and also a way to weed the files of useless material. President will assign disks to each member for review. Perhaps we may also include the cassette tapes.

President announced that our copy of the DRPHAN SURVIVAL HANDBOOK is being circulated. He has prepared a list. Are you on it?

Secretary called attention to a QB Monitor from Topics, the newsletter of the LA 99ers. (Wish I could remember what that was about.)

Secretary won the raffle. Prize: new keyboard for the console.

Meeting adjourned at 7:30 pm and was followed by an open discussion session prior to moving to the Electronics Room.

SIG meeting on July 28 attracted 9 members. Due to the lack of a VCR, the videotape of the 1986 TI CHICAGO FAIRE was not shown. Most of the time was spent with demonstrations of inserting disk numbers and files into and utilization of FUNNELWEB 3.4. Forced to leave at 9 pm, many of the members adjourned to Perkins. HWE

THE PRINTERS APPRENTICE  
A Mini Tutorial  
By Rick Alston

I have found The Printers Apprentice to be a most fascinating program. It is available by sending \$22.50 to McCann software P.O. Box 34160 Omaha NE 68134. It is more complex than any other program of its type on the T.I. market to date and probably most other markets. This shouldn't scare you away from this versatile program, since it alone allows you to do things that aren't possible with other T.I. programs or those with "Printshop" and other non T.I. programs and computer systems. I found the documentation to be rather difficult to follow, and there was no consolidated command listing. This meant one had to leaf through the pages trying to locate the appropriate information through a series of "Descendents". What follows is a consolidated list of the commands and a "Mini Tutorial?", that should hopefully get you into this most outstanding program.

>>>> PICTURE EDITOR: <<<<<  
Page 11 - 14 of manual.  
Prefixes are F=Fctn / C=Ctrl

F-S Cursor left  
F-D cursor right  
F-E cursor up  
F-X cursor down  
K-Erase cursor left  
I-Erase cursor up  
L-Erase cursor right  
,-Erase cursor down  
S-Draw cursor left  
D-Draw cursor right  
E-Draw cursor up  
X-Draw cursor down  
M-Reflect picture horizontal axis  
N-Reflect picture vertical axis  
F-1 Reduce horiz width of paint brush  
F-2 Increase horiz width of paint brush  
F-3 Reduce vert height of paint brush  
F-8 Increase vert height of paint brush  
F-4 Clear screen, erase all drawings  
F-5 Toggles red marker on and off (shaped like white cursor)  
F-7 Draws / Erases a line between cursor and red marker  
F-8 see above F-3  
F-9 Exit to Picture Editor exit menu  
F-0 Toggles between draw and erase mode  
F-C Draws/Erases a circle centered at marker position outer edge at cursor  
C-9 Toggles row column counter  
C-= Klipper allows a 24 X 24 pixel area to be saved into a font file assigned to a corresponding letter. pg 14.  
C-B Load/Save pg 12  
C-P Print/Picture option pg 12

>>>> CHARACTER EDITOR: <<<<<  
Page 7 - 10 of manual.

"E" selects EDIT and provides:  
Fctn-S Cursor left  
Fctn-D cursor right  
Fctn-E cursor up  
Fctn-X cursor down  
K-Erase cursor left  
I-Erase cursor up  
L-Erase cursor right  
,-Erase cursor down  
S-Draw cursor left  
D-Draw cursor right  
E-Draw cursor up  
X-Draw cursor down  
F-1 Delete column at cursor  
F-2 Insert column at cursor  
F-3 Delete row at cursor  
F-4 Clear screen  
F-5 Switch editing windows for OUSH editing  
F-6 Reflect character through vertical axis  
F-7 Reflect character through horizontal axis  
F-8 Insert row at cursor and duplicate  
F-9 Escape to character editor menu  
C-R Redraw small window to screen  
C-P Print the current character

NOTE: Printer file name and variables must have been set up prior to using this option. See Print option

C-1 Delete pixel in current row  
C-2 Insert pixel space in current row  
C-9 Character save and load control  
C-= Font height control

NOTE: This option must be completed before any other operation, S=single strike 1-479 dots per line, O=overunderline 1-959 dots per line

Directory catalogs selected drive  
X=Escape  
Space character requires creation and blanking in all font files. Font upgrade, page 11

>>>> FORMATTER: <<<<<  
Page 15 - 20 of manual.

X-Main TPA menu  
F-4 Stops printing  
F-6 Gets next page of directory  
F-9 Escape to main formatter menu  
T-Allows renaming DSK?.Textfile  
B-Buffer file  
E-Extrnfile for use with Scheduler  
F-Allows renaming DSK?.Fontfile  
6-60 executes formatter  
H-Allows user to hyphenate during printing. See pg 18  
J-Allows loading/creating text via the JOTTER.

>>>> JOTTER COMMANDS: <<<<<

F-1 Delete character  
 F-2 Insert character  
 C-R Reformat  
 F-3 Delete line  
 F-4 Roll down  
 F-6 Roll up  
 F-8 Insert blank line  
 F-9 Jotter main menu  
 F-S,D,X,E move cursor  
 Use "CR" at end of text For more see pg 19  
 P-Printer command (Star PIO.CR.LF)

>>>> NOTICE!!! <<<<<

Configure the next section before creating any EXTRNFILES.

V-Variables allows redefinition of parameters  
 Note: Commands for this should be as follows for star printers.

Prntr type-"G"emini E pson  
 Density-"S"or D  
 Font Sdsh-Dush-S or U (whichever style font your using)  
 Linefeed size-"0"  
 Space Width Ascii32-"4"  
 Intercharacter width-"2"  
 Font/Ascii-F or A  
 Wrap/Fixed-"M"or F  
 Ragged/Microadjust-R or "M"

NOTE: When entering the following information keep in mind that any graphics to be printed left, right or center will require special margins for the text. ie: 1st determine how many pixels wide the graphics with left margin will be and whats left is available for text. For centered graphics you will need two text files one for the left side and one for the right side of the graphics, any other "Broken" text will require seperate text files which must be converted to an "EXTRNFILE" any file name you choose will work just remember them and their order to be printed.

S-Single density  
 D-Double density  
 Q-Quad density

The numbers shown are how many pixels it takes to print across a page.

Left margin-(S 0-479)or(D-Hs 0-959)  
 Right margin-Same (Q 0-1919)  
 Next breakpoint-Q see pg 17

>>>> SCHEDULER: <<<<<

Page 21 - 24 in manual.

E-Toggles Printer/Extrnfile  
 G-Go Initiates command shown on screen  
 M-Modify data: Select letter

NOTE: The maximum number of files that can be "Scheduled" for printing in one document is (75). These files consist of files created using "GRAPHIC ART" (artwork) and "JOTTER" or T.I. Writer (textfiles) which are converted to "EXTRNFILES" using the "FORMATTER" for Text files and "PICTURE EDITOR" for Graphics (artwork). The "SCHEDULER" ties it all together by allowing you to place the files in the order and location you want them printed on the page.

E-Edit

Row-enter how far down page printing should begin (microlinefeeds "pixels")

Col-enter how far from left margin printing is to begin (pixels)

#Reps-enter how many times item will be printed (works well for borders)

U-Up scrolls back to beginning DSK? and filenames to be printed or edited etc.

D-Down selects next DSK? filename for printing or editing etc.

I-Insert a blank data item

A-Active jumps to the Disk directory window F-E/X enabled

P-Print prints contents of "SCHEDULER" including headers.(confirms contents). Use PIO.CR.# for Star printers.

S-Size reads the row and column information stored in an EXTRNFILE header into the Row/Col (this helps during layout)

B-Blockmove allows a "Block" of contiguous files to be moved horizontally or vertically as a unit.

Z-Zap deletes current data item

E-Exit to main Scheduler menu

C-Clears data

D-Disk directory (select drive) F-E/X scrolls file names

R-Reads the EXTRNFILE currently showed on screen including Row/Col/#Reps. (useful for confirmation/editing.

W-WriteS over the EXTRNFILE shown on screen after editing of Row/Col/#Reps. (be careful).

X-Exits to Main menu.

MADHUG

## TREASURY NOTES

As of July 31, 1987, with all bills paid, and all deposits in, the treasury stands thusly:

On deposit	\$121.01
Cash on hand	\$ 24.00
Total	\$136.01 .

Three members have paid their dues this last month. Mr. Don McCollor of Grand Forks, ND; Mr. Ole Stigen of Henderson, Nev.; and Mr. Jerry Pollard (who could least afford the \$12.00 since his house burned down) paid for another twelve months membership. This leaves 3 members in arrears and one due in August. The Pres. has contacted most of the overdue members and their consensus seems to be, "I'm too busy now, but I'll try to rejoin this winter." Listen you guys, if you don't support your user group now, there may not be anything to come back to.

## PRICES

I made a slight glitch on the prices of the TI spare parts last month. The real prices are:

Console power supplies	4.50	
Modulators	3.00	Connector cables for up
to 2 OB disk drives	3.50	
Gray keyboards	4.00	

(diodes and technical advice are readily available for elimination of alpha lock release for joystick control.)

## RYTE REMINDER

A reminder about the September meeting - The RYTE DATA subscription will be given away at the drawing of all attending paid members. You must be present to win. However, since some of our members live in exotic places, like Montana, Nevada, and Colorado, they will be able to send in a postcard to be eligible for the drawing. The cut off line is thirty miles. In other words, members in the towns of Grand Forks, GFAFB, Thompson, Fisher, Marvel, Crookston, and Oslo will have to attend to win.

Those members thirty miles or more way from GF can either attend or send a postcard to the club address

No enter - No win - and it's very good prize.  
See you September 9th.

Rich Jurgens

## For Sale

One SSSD disk drive - Shugart 400L TI # PHP 1250. This unit comes from a little used PEB and it is absolutely quiet. It has

been cleaned and speed set - and is ready to give many years of service. I'll be happy to custom format it for you.  
 Contact Rich Jurgens 772-6160.

FROM THE PRESIDENT'S DESK

We had a good turnout for the last SIG. It was a very informal and unstructured event. Rick Alston demonstrated the many unique and interesting facets of Funnelwriter version 3.4 as a refresher. Judging from the many questions and comments it was a worthwhile endeavor. Would someone please offer to demonstrate any program you feel comfortable with. This may get someone else to think they could do the same. We need to go somewhere with the SIGs to maintain interest.

It isn't too early to begin thinking about new officers. Our last election was held in September. The Constitution calls for election of officers in January. We should also consider changing the Constitution to line up with our election dates.

I am appointing Bill Overton to chair the nominating committee. He will choose the people to serve with him on the committee. Please give him your help if asked.

Let's have a family picnic in late August or early September. I like the idea of going out to Turtle River State Park, but am open to all ideas. We can discuss the best date, location, and food arrangements at the next meeting. It would be fun to see who has to put up with all of us weird computer types.

Hang in there with the best home computer in the world today. Rick Alston has been tainted by IBM compatible at work, but I see no signs of nervous disorder or insanity yet.

(SOURCE: COMUSERVE, C. BOBBITT, AUTHOR)

Comparison Chart

(Note: This chart is based on the maximum possible configuration of the machine)

Machine	CPU RAM	VDP RAM	Floppy drives	Hard disk drives	Video Out	Keybrd Fixed?	Mouse Port?	RS232 Ports	PID Ports	100 \$
TI-99/4A	32K	16K	4 DS/QD (720K)	4 30Mb	Compo. RF mod	Y	N	4	2	.4
Hyarc Geneve	2824K	192K	4 DS/QD (720K)	4 30Mb	Compo. /RGB	N	Y	NO Limit	NO Limit	1.1
IBM PC	640K	CGA=12 64K (360K)	2 DS/DD	2 30Mb	TTL RGB	N	N	2	1	2.0
Atari ST	520	960K	64K:2 DS/DD (720K)	1 40Mb	RGB Mono.	Y	Y	1	1	1.2
1040	960K	64K:2 DS/DD (720K)	1 40Mb	RGB Mono.	Y	Y	1	1	1.5	
Apple 312K Macintosh	448K	64K:2 DS/DD (720K)	1 80Mb	Mono. only	Y	Y	2	1	2.0	
Apple Mac Plus	4032K	64K:2 DS/QD (1.4Mb)	1 80Mb	Mono. only	Y	Y	2	2	4.5	
Commodore Amiga	896K	128K:2 DS/QD (1.4Mb)	1 80Mb	RGB Mono.	Y	Y	1	2	2.2	



" BRAZOS VALLEY 99'ERS "

PRINTER COMMANDS

(energizes or turns on)

	10X	56-10	FX-80	FX-80	KX-P1091	OKIDATA
ITALICS	:27 52	:27 52	:*****:27 52	:27 52	:27 52	:*****
ELITE	:27 66 2	:27 66 2	:*****:27 77	:27 77	:27 77	: 28
CONDENSED	:27 15	:27 15	:27 15	:27 15	:27 15	: 29
PICA	:27 66 1	:27 66 1	:*****:*****:27 80	:27 80	:27 80	: 30
EXPANDED	:27 87 1	:27 87 1	:27 14	:27 87 1	:27 87 1	: 31
SUPERSCRIP	:27 83 0	:27 83 0	:*****:27 83 0	:27 83 0	:27 83 0	:27 74
SUBSCRIPT	:27 83 1	:27 83 1	:*****:27 83 1	:27 83 1	:27 83 1	:27 76
NEAR LETTER	:*****:27 65 4	:*****:27 120 1	:27 110	:27 49		
EMPHASIZED	:27 69	:27 69	:*****:27 69	:27 69	:27 69	:27 84
UNDERLINE	:27 45 1	:27 45 1	:*****:27 45 1	:27 45 1	:27 45 1	:27 67
DOUBLE STRIKE	:27 71	:27 71	:27 71	:27 71	:27 71	:27 72
SLASHED ZERO	:*****:27 92 1	:*****:*****:*****:*****				
1/8 LINE SP.	:27 48	:27 48	:27 48	:27 48	:27 48	:27 56
1/6 LINE SP.	:27 50	:27 50	:27 50	:27 50	:27 50	:27 54
7/72 LINE SP.	:27 49	:27 49	:27 49	:27 49	:27 49	:*****
n/72 LINE SP.	:27 65 n	:27 65 n	:27 65 n	:27 65 n	:*****:*****	
n/144 LINE SP.	:27 51 n	:27 51 n	:*****:*****:*****:27 37 57 n			
n/216 LINE SP.	:*****:*****:*****:27 51 n	:*****:*****:*****:*****				
TOP MARGIN	:27 82 n	:27 82 n	:*****:*****:*****:*****			
BOTTOM MARGIN	:27 78 n	:27 78 n	:27 78 n	:27 78 n	:*****:*****	
LEFT MARGIN	:27 77 n	:27 77 n	:*****:27 108 n	:*****:*****		
RIGHT MARGIN	:27 81 n	:27 81 n	:*****:27 81 n	:*****:*****		
COLUMN WIDTH	:*****:*****:27 81 n	:*****:*****:*****:*****				
PAGE LTH. LINES	:27 67 n	:27 67 n	:27 67 n	:27 67 n	:*****:*****	
PAGE LTH. INCHES	:27 67 0 n	:27 67 0 n	:*****:27 67 0 n	:*****:*****		
PAPER OUT "OFF"	:27 56	:27 56	:27 56	:27 56	:27 56	:*****
PROPORTIONAL	:*****:27 112	:*****:27 112	:27 111	:*****:*****		
RESET PRINTER	:27 64	:27 64	:*****:27 64	:*****:*****	: 24	

## ACID RAIN by JACK SUGHRUE

Although there have been many controversial articles written in TI newsletters (which is a VERY good thing for the continued health of our computer) none has been more controversial than Tom Freeman's recent vitriolic blast at the McGoverns (Tony and his son Will who created FUNNELWRITER and scores of other extraordinary utility programs for our computer). I met Freeman at the New England TI Faire in Waltham in April. I bought some of his programs. I admire his work. But he loathes Tony McGovern, he told me. (I read his article much later and agree with him - that HE loathes Tony McGovern.) Tom's condemnation of the McGoverns seems to stem more from the humiliation of having his idol's toes stepped on than from anything less visceral.

Basically, Tom and many of the LA group dislike the McGoverns and anyone else who says anything against Craig Miller of Miller Graphic fame. Don't ask me why. Their defense of him is unusual to a degree.

Miller, I'm sure, is a nice guy. I've never met him, but I do have some feelings about him. He is a businessman who worked as hard as he could to make a living through the TI. He developed the best hacking and copying tools EVER for pirating software, including ADVANCED DIAGNOSTICS. He was criticized severely for this, but he justified his integrity publicly and often until his own programs were pirated with his own inventions, then he became righteous (like Jim Bakker). Lots of people bought his "monthly" SMART PROGRAMMER, only to find out it just appeared when a new Miller Graphic program came out, and it was filled with M6 ads or ad-like articles relating only to M6 stuff.

PHAROAH'S TOMB and BLACKBEARD'S TREASURE are fine, so are ADVANCED DIAGNOSTICS, EXPLORER, DISASSEMBLER, though I only ever use AD, which IS excellent. BRANKRACKER is excellent, too, I'm told. At least the column space given in newsletters and magazines per owner is greater than any other piece of software or hardware in the computer world, particularly one no longer made for us.

My CM complaint is that, given the track record of SMART PROGRAMMER, which I bought, I was horrified to hear that Miller was going to join forces with SUPER 99 MONTHLY, the second best 99 magazine there was. MAS! Once Miller joined forces, in spite of all the subscribers - many of whom I really worked to get -, the magazine was doomed. It is now called THE SMART PROGRAMMER (Surprise!) and came out only when Miller had something to sell. The last issue was 90% M6 stuff. No competitors were ever mentioned.

Then - an embarrassment - Craig Miller made TI into an IBM clone. Who the hell wants it? It still has the TI keyboard and NONE of the wonderful TI functions: CALLS, sound, voice, graphics, sprites, NOTHING! It is a lousy IBM clone! Of all the newsletters I've read (even from the Miller worshippers) none think the clone is worth the effort. Most are terribly disappointed. It is humiliating to think that this genius considers this an Upgrade!

I use an APPLE and an IBM and a TRS80 at work. Except for using PRINTSHOP, I wouldn't swap ANY of them for the TI. And the IBM least of all. The IBM has no sense of humor! It is a funless machine. It is the Richard Nixon of computers!

The TI is the Meryl Streep of computers. It adapts. It is flexible. It has built-in genius. It keeps rising to the occasion. It deserves the Academy Award. It has a conscience and a sense of humor (at least its users have).

With Miller leaving us, I wonder what will happen to all the unfinished SP/S99M subscriptions.

Now, let's get back to Tom Freeman's attack on the McGoverns. It came from their non-acceptance of Craig Miller as God (in spite of the fact, in my mind, he sold us all down the IBM River). Freeman reveres Miller.

So, what's a terrific programmer to do? He learned at Miller's knee and appreciates what he's learned and resents others dumping on The Master.

However, I think he picked the wrong people. Miller was intent upon making a living off the 99 rs. Tony McGovern gave his efforts freely to all user groups across the world. Miller charged for his programs and his words (which is okay; he IS a businessman, after all). Tony, again, charged nothing for his programs and articles.

Miller's combined programs - COMBINED! - do not equal the number of people using FUNNELWEB or its earlier versions. FUNNELWEB is the single most popular program used by the TI disk owner in the world! (And it is non-commercial, unprotected FAIRWARE!) It is constantly being updated (a Freeman criticism) and is constantly being released FREE! As every change in DM/1000 or Forth or c99 or E/A or whatever is noted by USERS, the McGoverns accomodate.

In short, the McGoverns of Australia (and Bruce Caron of the Ottawa group) have probably done more for the continuation and growth of the 99 than ALL other commercial enterprises put together.

It's really terrible what is happening. The Freeman article is devastating, cruel. Please, Dear Reader, if you use and like the FUNNELWRITER write to the McGoverns and tell them so. It is more important than you may ever realize: TONY MCGOVERN; 215 GRINSELL STREET; KOTARA, NSW 2289; AUSTRALIA. Miller, a technical genius, left us by his own choice. But I would hate to see the McGoverns, our still-active geniuses, being driven out of our world community by such attacks. We need them.

Jack Sughrue  
Box 459  
E. Douglas, MA 01518

## TI-WRITER PROBLEMS

### PUNCTUATION

Typists will always use two spaces after a punctuation mark ending a sentence. TI-Writer, for some strange reason, does things a little different.

For example:

"." The period(.) - TI-Writer will always put 2 spaces after every period that has been followed by a single space. This is fine if the period is at the end of the sentence, but what if you are using an abbreviation within a sentence? The formatter will put 2 spaces here also, but you properly only want one. What you need to do in this case is use the required space symbol (^) after the period of an abbreviation. This will give you the desired one space when using the formatter. (A period followed by no space will appear as just that.)

### The exclamation and question

marks (! ?) - In these cases the formatter will not automatically give two spaces as it properly should. To make your document look correct you will need to add one space and one required symbol (^).

### THE PERIOD AND DECIMALS

The formatter thinks that any line which begins with a period is a formatter command and will delete the whole line. If by chance your document contains a value such as .10 and the wraparound caused by Fill and Adjust of the formatter puts it at the beginning of the line, the whole line will disappear. To correct this you could put a zero in front of your decimals (0.10).

### ASTERISK AND NUMBERS

If you are printing out of the formatter and your document contains an asterisk followed by two or more numeric digits, the asterisk and the two digits will disappear. For instance, A\*256 becomes A6. What's happening here is that the TI-Writer program misinterprets the asterisk and two digits as an instruction to input data from a "value file", as in mail merge. This is described on page 111 of the TI Instruction book. To correct this problem you will need to type two asterisks followed by two dummy numbers, then the actual digits. For example, type A\*\*25256 instead of A\*256.

### REQUIRED SPACE

If you tie words together for the purpose of underlining (&) or overstriking (@) with the required space (^), the Fill and Adjust of the formatter will leave gaping blanks in your lines. If you tie too many together, the line will extend beyond the right margin. It would be better to put a separate & or @ in front of each word. Be sure to include the spaces between the words. If you want a (^) to appear in your text, you will need to transliterate it. (@) and (&) are typed twice in succession to get them to print.

### OTHER PROBLEMS

Other problems have been noted in TI-Writer that cause erratic and destructive commands, but they are not fully documented.

## MULTIPLAN DISK DRIVE DEFAULT

I have been using Multiplan almost as long as I have had my TI 99-4/A and the more I use it the more features I find about it.

I think that even if the amount of storage is not as great as Multiplan provides on other computers with more memory that it still is a great spreadsheet.

One feature that was needed I thought was a simpler way to designate the data output to a different disk drive. Until I got my additional drives this was not a problem. One drive simply required disk swapping.

When I finally installed drives #2 and #3 I found that I needed to call up the (T)ransfer (O)ptions to have the program automatically save all data to a drive other than DSK.1. This needed to be done each time I entered Multiplan to view or review a particular spreadsheet.

It was called to my attention that the machine language that Multiplan uses to designate the DSK1. is located on the second sector of the MPINTR file on the Multiplan disk.

You can change the default drive from DSK1. to DSK2. (or whatever) by changing the hex digits that appear on this sector.

I used Advanced Diagnostics, but any disk sector editor should do the same thing. Using Advanced Diagnostics I first used FF (Find File) to locate where MPINTR resided on

the disk. It started on sector 271 so I then used ES 272 (Edit Sector) to change the code and finally WS (Write Sector) to write the changed code to the Multiplan Disk.

The code to change is 4B31. Change it to 4B32 or 3 or 4 depending on what disk drive you want the default. Using Advanced Diagnostics you will find this code begins on row 7, column 9.

I suggest you do all this on a copy disk in case something goes wrong. It worked for me the first time and it really is a time saver when you first call up Multiplan.

Charles Bell - Editor

## CLUB VISITOR

We have had a letter from Mike Shayne who was a visitor from Pittsburgh at our March meeting.

He sends us a disk full of "goodies" that will be added to the club library.

It is encouraging to see visitors from other clubs attend our meetings. This visit from Mike was a direct result of our ad in the Sunday paper that precedes our Tuesday meetings.



# FAST TERM OVERLAY

by Robert Simms

I have often thought I would like a larger overlay of various programs in which keys other than the top row have special functions. Fast Term is such a program, having numerous key combinations around the board which for some are difficult to remember. I had a 3X5 card near the computer for a while, until I mastered the codes. But it is easy to forget, especially if you don't run a program very often. Strips are fairly easy to come by. I thought I would go them one better and make a full overlay. The diagram at the side can be cut right out of this page. I suggest you paste it on a piece of heavier paper--cover stock, etc.--then cut it out. Snip the dotted lines at the ends of the FCTN/CTRL strip, and when you put the overlay in place, you can slide the bottom edge of this strip down into the computer's slot for the regular overlay. The rest of the overlay should now lie in place. The "tails" on the sides are for whatever other information you might want to put there--you could even put phone numbers on it.

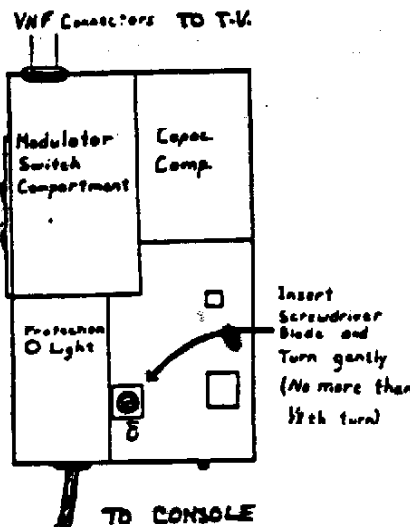
Courtesy: Pittsburgh TI Users Group

## BACKGROUND NOISE

WE RECEIVED FROM THE WALTHAM TI EXCHANGE CENTER THE FOLLOWING INFORMATION. WHEN EXPERIENCING BACKGROUND NOISE, SUCH AS HUMMING OR BUZZING, WITH THE R.F. MODULATOR, INTERNAL ADJUSTMENT IN THE MODULATOR WILL USUALLY ALLEVIATE THE PROBLEM. THIS CAN BE ACCOMPLISHED BY THE USER BY FOLLOWING THE STEPS BELOW, AND REFER TO THE DRAWING. THIS PROCEDURE IS TO BE DONE WHILE ALL EQUIPMENT IS ON AND OPERATING. IF YOU HAVE THE OLD VERSION OF THE T1000 VIDIO MODULATOR, THIS PROCEDURE DOES NOT APPLY.


**MATERIALS REQUIRED:** ONE SMALL, FLAT, THIN-BLADED SCREWDRIVER TO CORRECT THE NOISE DIFFICULTY.

1. TURN THE VOLUME OF THE TV ALL THE WAY DOWN, BUT DO NOT TURN IT OFF.
2. SELECT THE MASTER TITLE SCREEN ON THE COMPUTER PCIN - IF NECESSARY.
3. USING THE TITLE SCREEN COLOR GRID, FINE TUNE THE TV TO THE BEST COLOR PICTURE.
4. WITH THE SCREWDRIVER, PRY OFF THE LID OF THE MODULATOR BOX BY LIFTING UNDER ONE EDGE OF THE LID NEAR THE INDENTATIONS HOLDING IT ON.
5. LIFT OFF THE LID AND TURN THE TV VOLUME UP TO HALF.
6. INSERT THE BLADE OF THE SCREWDRIVER INTO THE SLOT OF THE SMALL BOX LABELLED CV1-SEE FIGURE- AND TURN IT SLIGHTLY UNTIL THE BACKGROUND NOISE IS AT A MINIMUM-THIS SHOULD TAKE LESS THAN 1/8 OF A TURN.
7. AFTER BENDING THE MODULATOR LID EDGE BACK INTO PLACE, PUT IT BACK OVER THE MODULATOR BOX AND PRESS IT FIRMLY INTO PLACE UNTIL IT SNAPS. THE SYSTEM IS NOW READY FOR OPTIMUM USAGE.



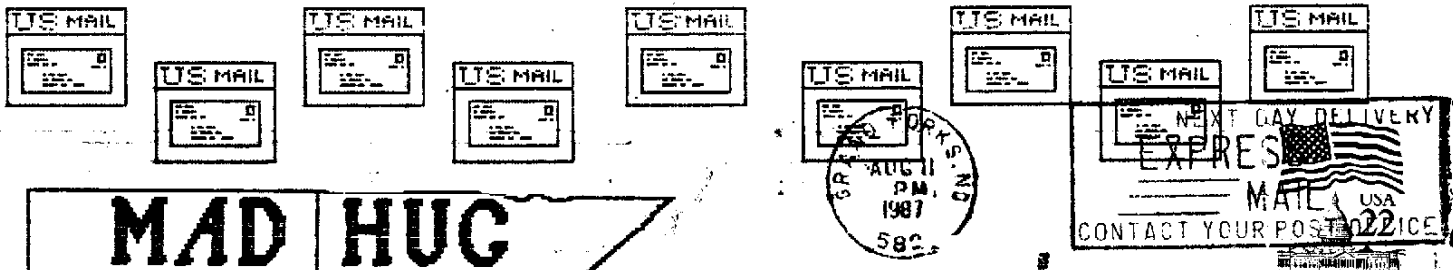
Ctrl	G	DUPLICATE	FCTN, SHFT	D	LOG TOGGLE	FCTN B	TIMER	FCTN K
Ctrl	H	FILE X'FERS:	FCTN, SHFT	X	START/STOP	FCTN N	WINDOW LEFT	FCTN L
Ctrl	Y	XMODEM	FCTN, SHFT	X	LOG FILE	FCTN O	WINDOW	
Ctrl	Z	TE 2	FCTN, SHFT	T	PRINT SCREEN	FCTN P	F A S T E R M	
Ctrl	J	ASCII	FCTN	J	REVERSE ON	CTRL O	overlay	

BAUD : SPOOLER : PARITY : PTR. PORT PTR. PAR. PTR. PORT PTR. BAUD HOME CURT... 40/80 QUIT  
 DEL : BUFFER : REV. OFF : BREAK : WINDOW-RI... : COLOR F : COLOR B : CAT. DSK. : WINDOW-BI



A note from your postman, : If you have not recieved your copy of the 99er Minnesota and Dakota Home User Group newsletter, it is probably because there werent any articles to print in it! If you have recieved it then thank those who have contributed. If you are one of the contributors then thanks, I need the work, lets get these news letters out so I can keep my job! Not to mention somebody might even read them! More importantly, somebody might share the

simplest thing that may hold the answer to a problem someone is having. I wish someone would have done that for The Printers Apprentice, it would have made this article a whole lot easier to assemble together! But I will say this Printers Apprentice program is the best thing I have found lately! We may have a series of tutorials or sigs on it if anybody indicates an interest in it. MADHUG.....



**MAD HUG**  
 MINNESOTA AND DAKOTA  
 HOME USER GROUP  
 GRAND FORKS, ND

MEETINGS  
 AT THE G.F.  
 PUBLIC  
 LIBRARY

509 REEVES DRIVE  
 GRAND FORKS ND  
 58201

DALLAS T I Z USERS GROUP  
 P.O. BOX 29863  
 DALLAS TX 75229